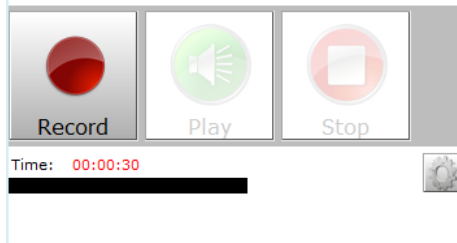


Audio/Video Recording Questions

In such questions, you are expected to record your voice, or your video as an answer to a question.



Recordings are timed. You can record as many times as you want. Click “Record” and say your dialogue. Click “Stop” when you are done. (Recording stops itself when your time is up.) Click “Play” to hear your recording.

Technical notes:

For this question type, you may get messages about the site accessing your microphone. Make sure you choose “Allow” and “Remember”. This message can look different depending on the browser that you are using and its setting.

*** *Make sure, you close all other tabs and windows* ***

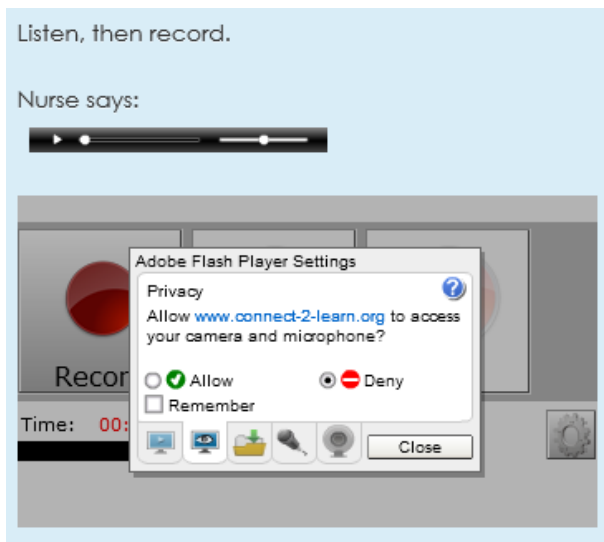
*** *Only be logged onto the Connect-2-learn site* ***

*** *You only cannot record if your browser setting blocks your microphone.* ***

Here are a few tips:

Internet Explorer:

You may get the message below. Click “Allow” and check “Remember”.

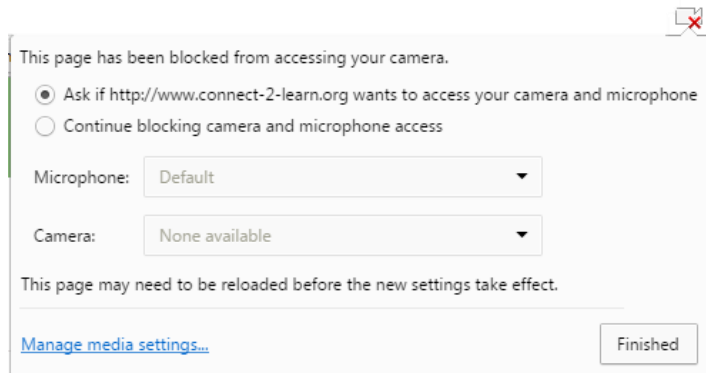


Google Chrome

If you get the following error:

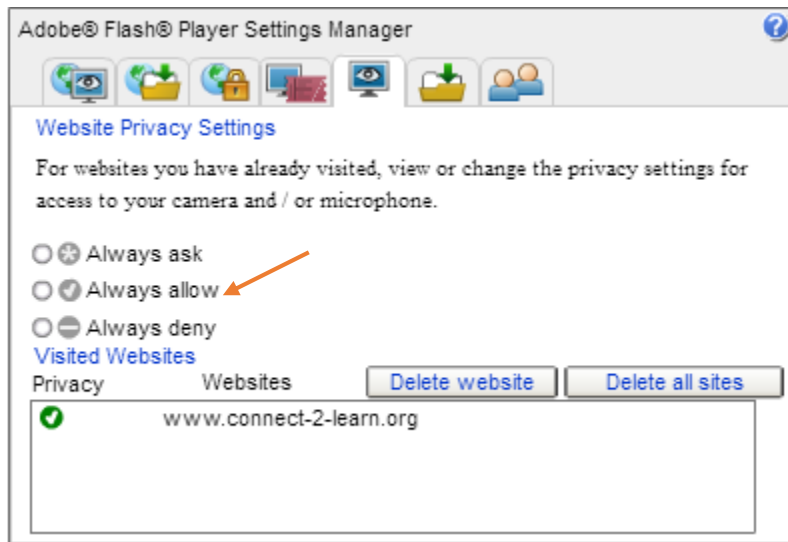


Click , then “Manage media setting”



In the “Microphone” section, click “Manage exceptions”

Check to see if www.Connect-2-learn.org is there and allowed. If not, click “change”, from “Website Privacy Setting” and choose “Always Allow”.



Close all extra tabs that are open. Then “refresh” the page and start Recording. You may get another message for Allow microphone, choose Allow, and check the box to Remember.